


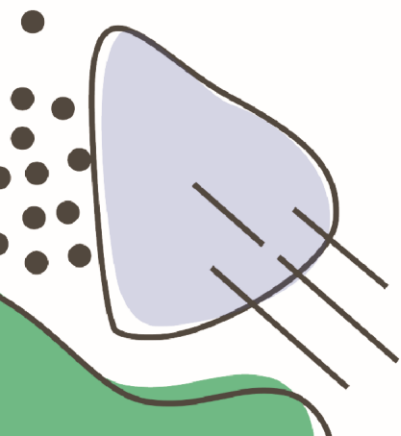


DARKNESS TO LIGHT[®]

END CHILD SEXUAL ABUSE



**USER GUIDE:
CAMP COUNSELOR**

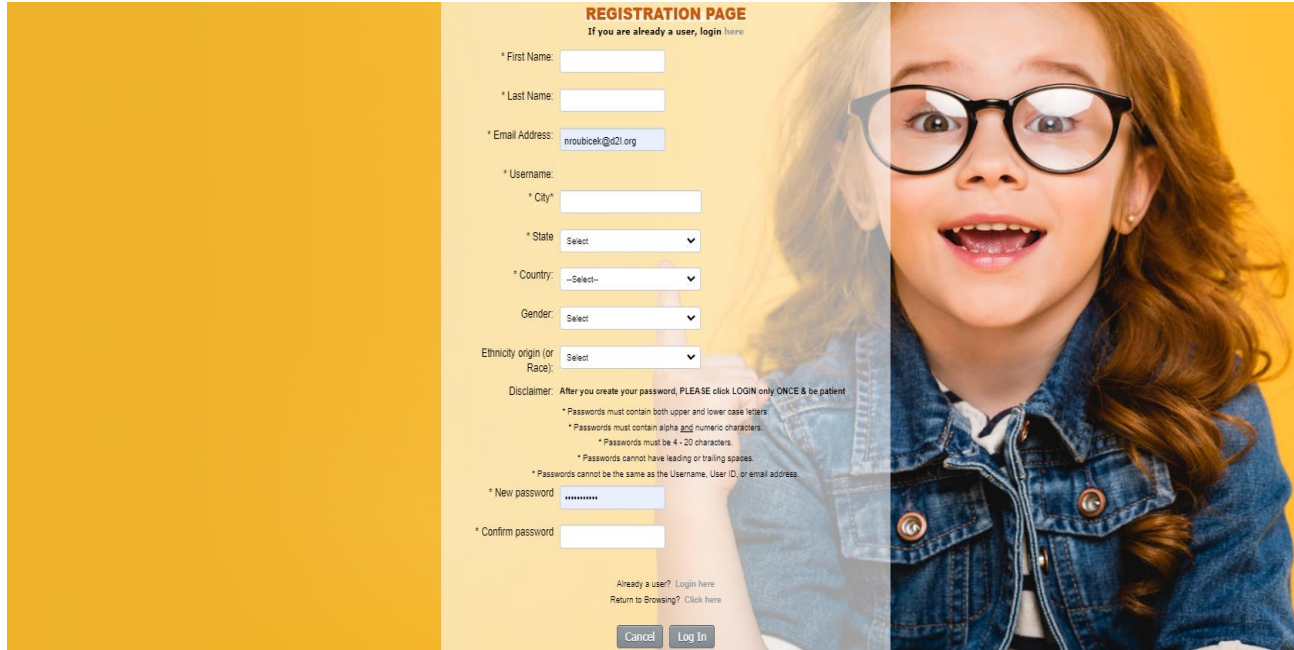


HOW TO REGISTER

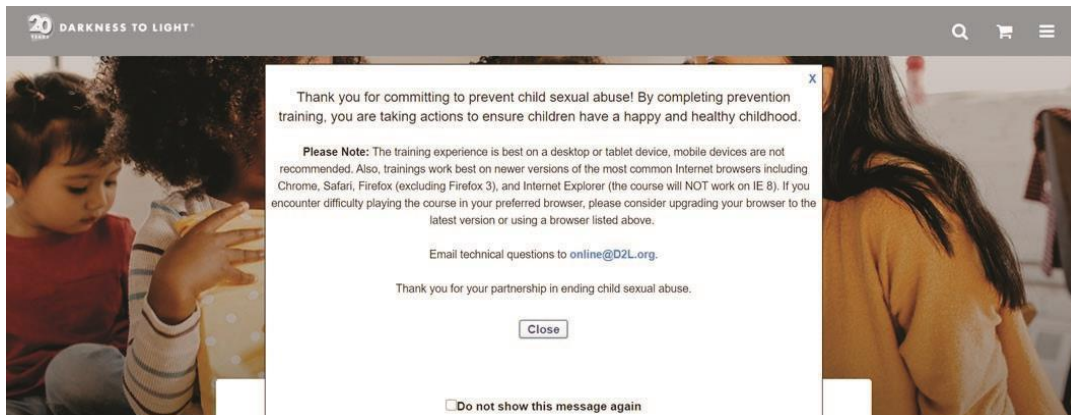
1. Go to the Darkness to Light training registration screen

<https://d2l.csod.com/selfreg/register.aspx?c=apostolicassemblycamp>

- a. This is a Public Registration Page to create an account. If you already have an account on our Cornerstone Platform, SELECT "If you are already a user, login HERE".

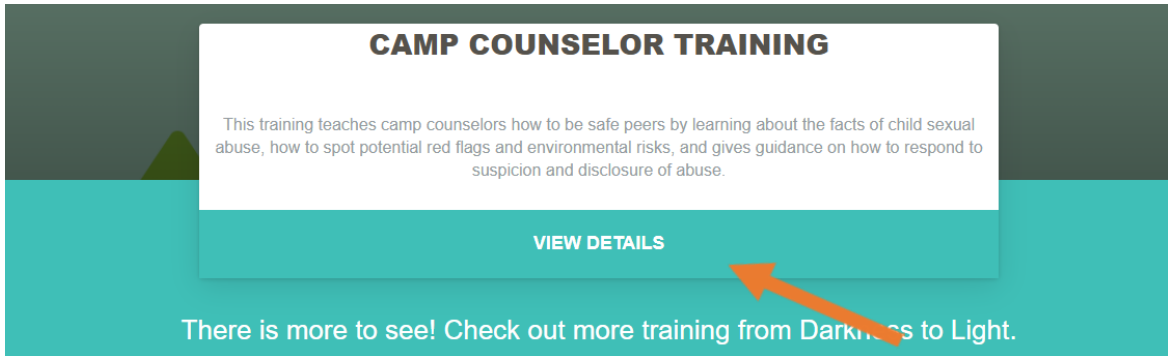
A screenshot of a web registration page titled "REGISTRATION PAGE" with a sub-header "If you are already a user, login here". The page features several input fields: "First Name", "Last Name", "Email Address" (with the example "mroubicek@d2l.org"), "Username", "City", "State" (a dropdown menu), "Country" (a dropdown menu), "Gender" (a dropdown menu), and "Ethnicity origin (or Race)" (a dropdown menu). Below these fields is a "Disclaimer" section with four bullet points regarding password requirements. At the bottom, there are fields for "New password" and "Confirm password", along with "Log In" and "Cancel" buttons. A "Log In" link is also present for existing users. The background of the form is a yellow-to-orange gradient, and a large image of a young girl with glasses is partially visible on the right side.

2. Enter all required fields and click the grey **"Log In"** button ONCE. Please be patient for the Welcome Page to load.
3. Check your email to verify your account to log in. This email may be placed in your Spam/Junk folder. It will be sent by do-not-reply@csod.com. If you do not receive this email, please contact Stewards@D2L.org and we will verify the account for you.
4. Once you have completed the registration or login process, a "Thank you" screen might appear. Select "Close".

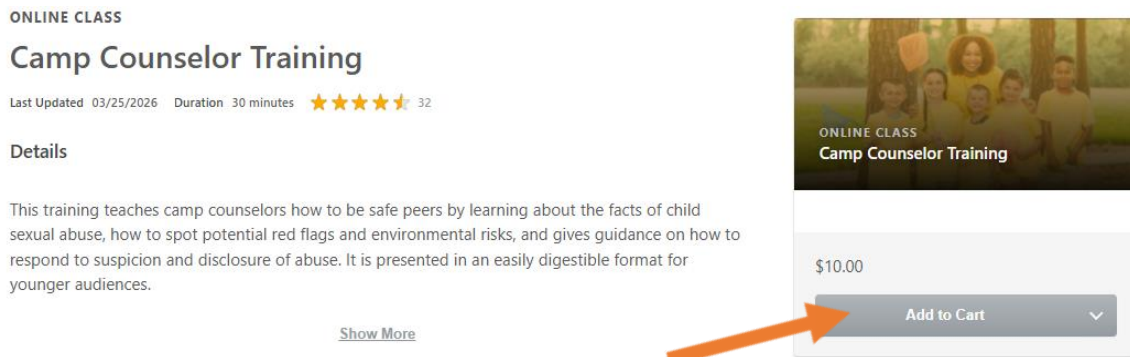


HOW TO PURCHASE THE TRAINING WITH CODE

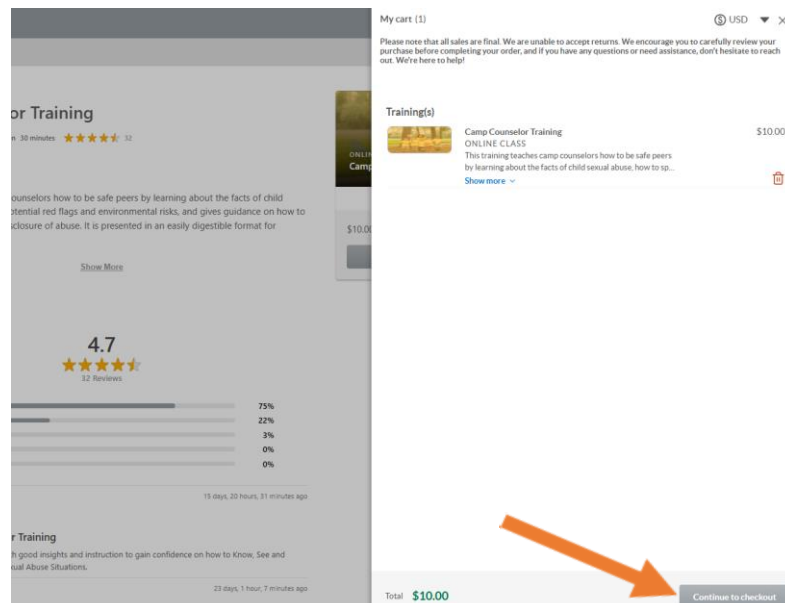
1. Now you are on your Personalized Online Training Dashboard. Once you are signed into your online training dashboard you should see the screen below:



2. Select "View Details" and then select "Add to Cart".



3. You will then be brought to your Shopping Cart or you can select the Cart icon on the top right corner of your screen. Select "Continue to Checkout."



HOW TO PURCHASE THE TRAINING

4. Select your payment method - Credit Card. Input your credit card information and select "Submit Payment."

Checkout

Checkout is a three step process. Each step is contained within a drop down table. Expand Billing; Payment and Review; enter all required information, and select to Place Order to complete the purchasing process.

Please note that all sales are final. We are unable to accept returns. We encourage you to carefully review your purchase before completing your order, and if you have any questions or need assistance, don't hesitate to reach out. We're here to help!

Discounts

Coupon Code
Enter coupon code Apply
If you use a coupon code, you will not be able to use training units for the purchase.

Payment Details

Payment Method

Credit Card

Fields marked with * are required

*Enter credit card number *Expiration date *CVC

*First name *Last name

*Email

*Address 1 Address 2

*Country *State

*City *Postal Code

Order Summary	
Camp Counselor Training ONLINE CLASS	\$10.00
Subtotal \$10.00	
Order Total	\$10.00
Submit payment	

5. This will bring you to the Confirmation of Purchase page. If you are ready to launch the Stewards of Children® online training now, select **"View Full Transcript."**

Thank you for your purchase

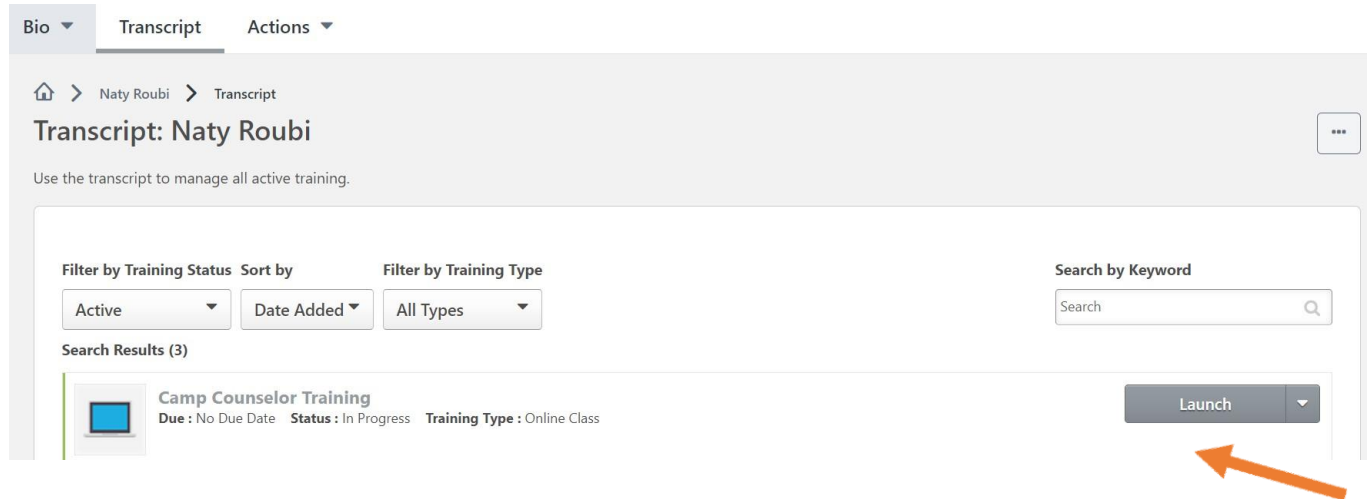
Transaction Details	Order Total \$0.00
Transaction ID: PO090225-7E1084-0104874	Total Discounts -\$16.00
Payment Method: Invoice	Discount: DISCOUNT CODE: REGISTER -\$16.00
Purchase Date: September 2nd, 2025	Itemization
Order Status: Completed	Stewards of Children Onli... x1 \$16.00
Billing Address	COURSE

Complete your purchased trainings

Stewards of Children Online [View full transcript](#)

HOW TO LAUNCH THE TRAINING

1. Click **“Launch”**.



2. This will open a new window. Click the **“BEGIN YOUR QUEST”** button to begin.

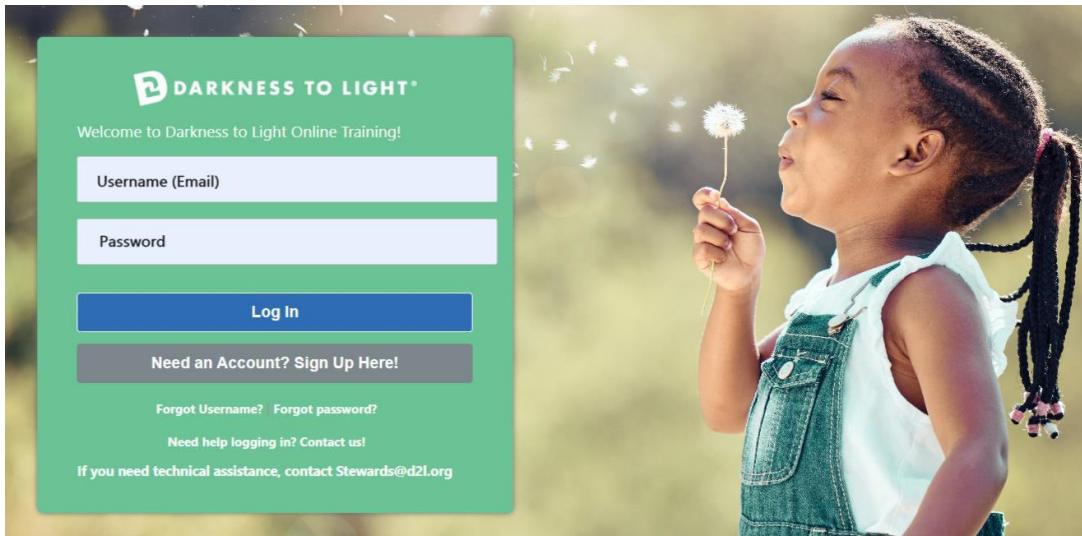


Upon completion, you will have access to your certificate both on the platform and via the email used to register.



ACCESSING YOUR TRAINING CERTIFICATE POST TRAINING

1. Login with your credentials at: <https://d2l.csod.com/>
 - a. The login screen looks like the picture below.

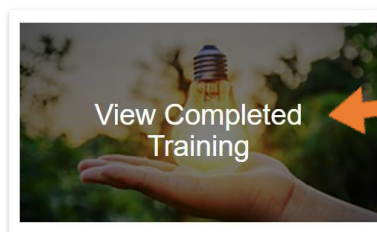
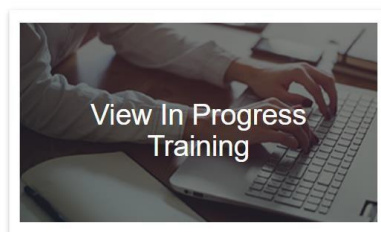


2. Scroll down and click “**View Completed Trainings**” under **Browse All** button.



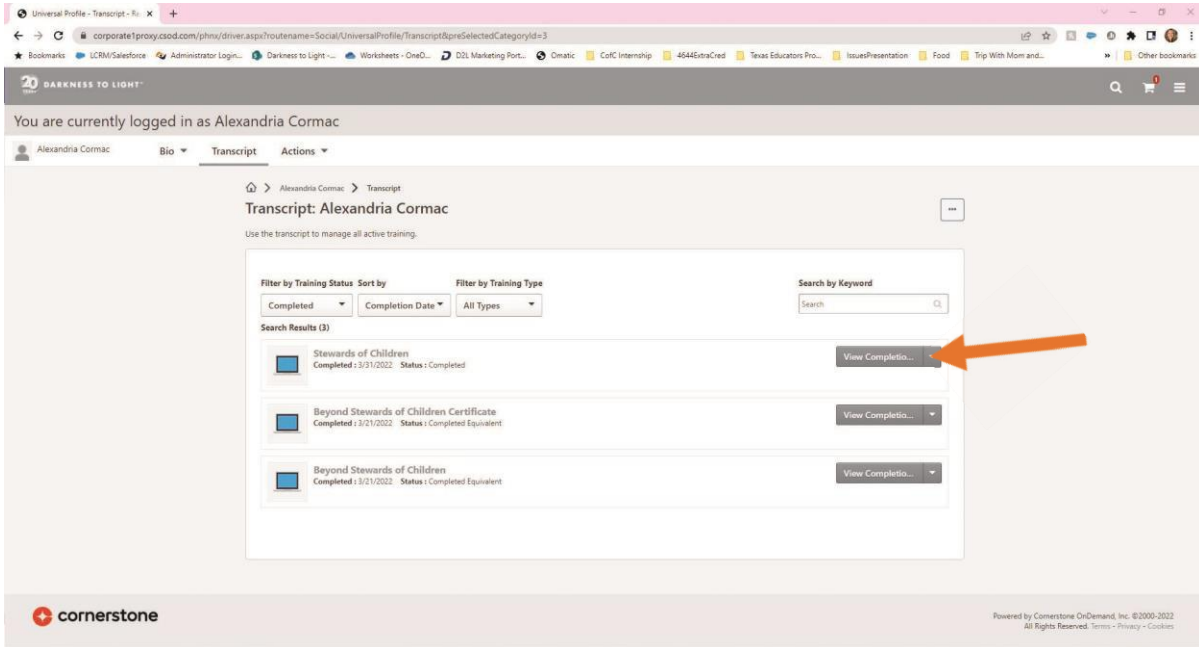
Still working on your training?

Resume your training or review completed training.

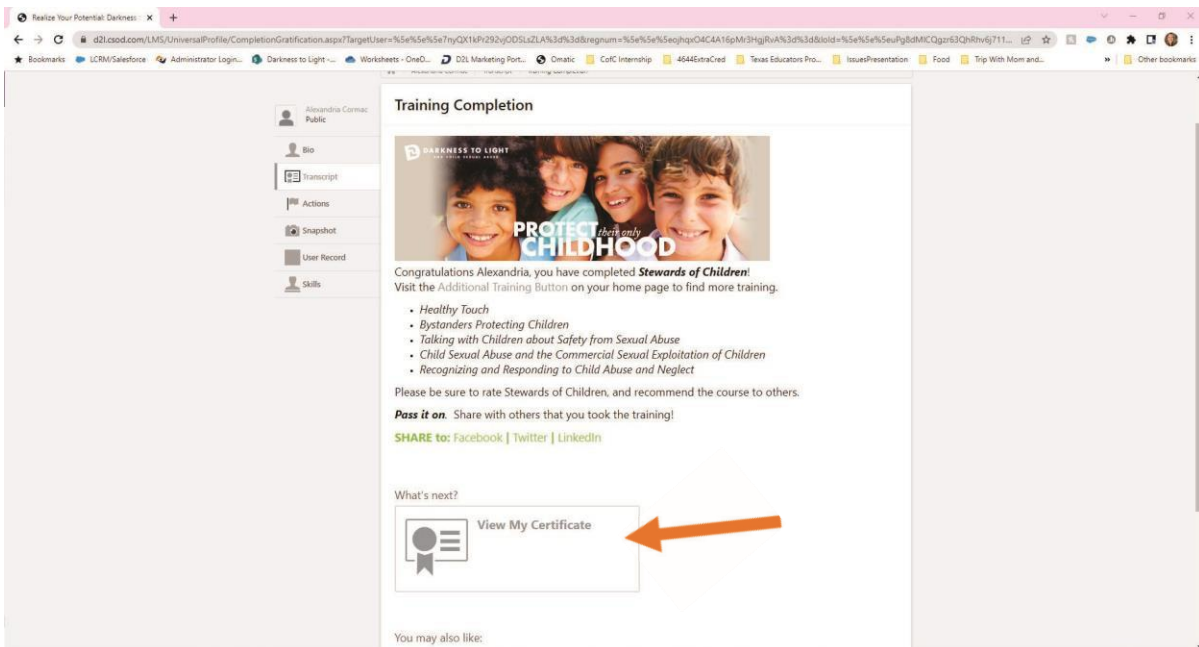


ACCESSING YOUR TRAINING CERTIFICATE

3. Click “View Completion”



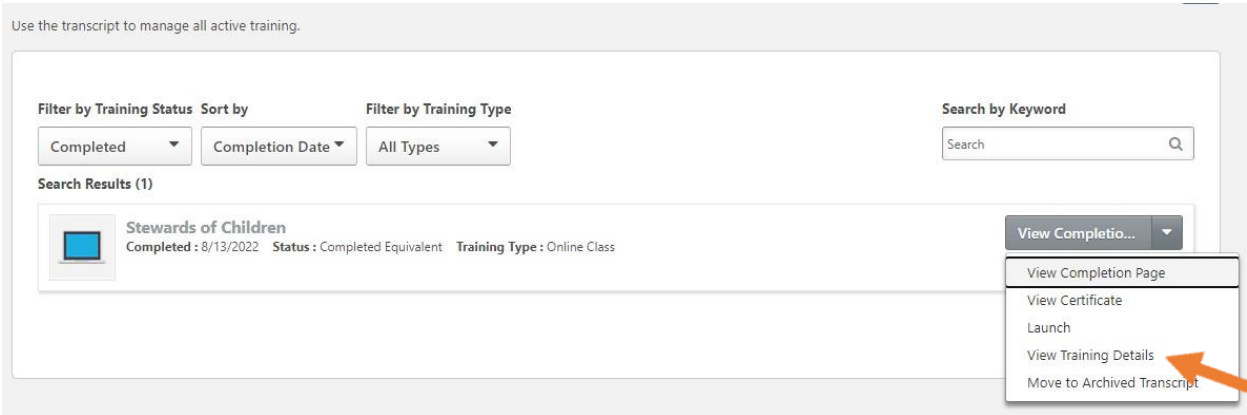
4. This will take you to the Training Completion Page. You can view and download your certificate by clicking on “View My Certificate”



ACCESSING YOUR TRAINING CERTIFICATE

Some users have completed our online trainings multiple times. If that is the case, to find the certificate of the most recent completion will be a different process.

1. If you have already Completed a training previously, click **“View Training Details.”**



2. Click the drop-down arrow for **“Assignment and Version History”** and click on the printer icon of the most recent completion date. It might say **“Completed Equivalent”** next to it.

Registration Number	Latest Registration?	Delivery	Transcript Delivery Method	Version	Effective Date	Start Date	End Date	Due Date	Status	Options
2	Yes	Requested by Kristi Johnson on 8/9/2023 7:15:44 PM	Self-Requested	7.0	8/9/2023	None	None	None	Completed Equivalent	
1	No	Started by Kristi Johnson on 8/11/2022 7:42:27 PM	Self-Requested	4.0	3/23/2022	None	None	None	Completed	
1	No	Requested by Kristi Johnson on 8/11/2022 7:42:25 PM	Self-Requested	4.0	3/23/2022	None	None	None	Completed	


3. A new page will pop up with your certificate of completion.

OTHER TECH SUGGESTIONS

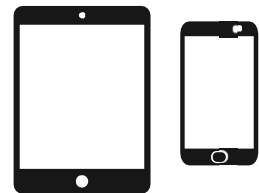
If you are struggling to open the eLearning here are a few suggestions that could help.

IF YOU CAN'T ACCESS THE COURSE


- Use Chrome for your browser.
- Try re-copying the URL link and press refresh.
- The eLearning course uses a pop-up window, make sure to enable pop-ups.
- You may need to close other running programs for the eLearning to work.
- Make sure to close out any other tabs on your browser. This will help the eLearning to run properly.



Consider using a different device. This course can run on computers, laptops, tablets, or phones.



IF YOU CAN'T HEAR THE COURSE



- Make sure to turn on your speakers. If you are
- accessing via mobile, make sure your device isn't on silent mode.

